


# PMC Series

Material: Acetal

The 1/8" flow PMC coupling covers a wide variety of general-purpose applications. Featuring the Colder thumb latch, the PMC is easier to use than ball-and-sleeve designs. One-hand connection and disconnection and integral terminations make the PMC the choice for ease of use and manufacture.



## Applications may include:

- Gas detection
- Medical devices
- Chemical analyzers
- Optical inspection equipment
- Ink jet printing
- Carpet cleaners

NOTE: Special ordered couplings are available in versions that comply with listing requirements for NSF standard C-2.

## FEATURES

## BENEFITS

Colder thumb latch	One-hand connection and disconnection
Integral terminations	Fewer leak points, shorter assemblies, faster installations
Clicks when connected	Assurance of a reliable connection
Compatibility	Mates with MC Series couplings

## Coupling Bodies

### Acetal

#### Pipe Thread

THREAD SIZE	STRAIGHT THRU	SHUTOFF	B	C	G	H
1/8" NPT	PMC1002	PMCD1002	.79	1.00	.40	1/2
1/8" BSPT	PMC1002BSPT	PMCD1002BSPT	.79	1.00	.40	5/8
1/4" NPT	PMC1004	PMCD1004	.79	1.10	.50	5/8
1/4" BSPT	PMC1004BSPT	PMCD1004BSPT	.79	1.10	.50	5/8

#### Panel Mount

##### Ferruleless

##### Polytube

##### Fitting, PTF†

TUBING SIZE	METRIC EQ.	STRAIGHT THRU	SHUTOFF	B	C	D	F	G	H	I	J	Q
5/32" OD .10" ID	4mm OD 2mm ID	PMC12M42	PMCD12M42	.79	1.65	.45	1/2-24UNS	.65	5/8	5/8	3/8	.45
1/4" OD .17" ID	4.0mm OD 2.5mm ID	PMC12025	PMCD12025	.79	1.70	.50	1/2-24UNS	.65	5/8	5/8	3/8	.45
	6.4mm OD 4.3mm ID	PMC1204	PMCD1204	.79	1.72	.52	1/2-24UNS	.65	5/8	5/8	7/16	.45

#### Hose Barb

TUBING SIZE	METRIC EQ.	STRAIGHT THRU	SHUTOFF	B	C	D	F	G	H	I	Q
1/16" ID	1.6mm ID	PMC1601	PMCD1601	.79	1.40	.20	1/2-24 UNS	.65	5/8	5/8	.45
1/8" ID	3.2mm ID	PMC1602	PMCD1602	.79	1.65	.45	1/2-24 UNS	.65	5/8	5/8	.45
3/16" ID	4.8mm ID	PMC1603	PMCD1603	.79	1.85	.65	1/2-24 UNS	.65	5/8	5/8	.45
1/4" ID	6.4mm ID	PMC1604	PMCD1604	.79	1.85	.65	1/2-24 UNS	.65	5/8	5/8	.45

#### Female Thread

THREAD SIZE	STRAIGHT THRU	SHUTOFF	B	C	G	H	I	Q
10-32 UNF	PMC181032	PMCD181032	.79	1.25	.65	5/8	5/8	.45

#### In-Line

##### Ferruleless

##### Polytube

##### Fitting, PTF†

TUBING SIZE	METRIC EQ.	STRAIGHT THRU	SHUTOFF	B	C	D	J
5/32" OD .10" ID	4mm OD 2mm ID	PMC13M42	PMCD13M42	.79	1.65	.45	3/8
	4.0mm OD 2.5mm ID	PMC13025	PMCD13025	.79	1.65	.50	3/8
	5.0mm OD 3mm ID	PMC13M5	PMCD13M5	.79	1.72	.50	3/8
1/4" OD .17" ID	6.4mm OD 4.3mm ID	PMC1304	PMCD1304	.79	1.75	.52	7/16

#### Hose Barb

TUBING SIZE	METRIC EQ.	STRAIGHT THRU	SHUTOFF	B	C	D
1/16" ID	1.6mm ID	PMC1701	PMCD1701	.79	1.41	.20
1/8" ID	3.2mm ID	PMC1702	PMCD1702	.79	1.65	.45
3/16" ID	4.8mm ID	PMC1703	PMCD1703	.79	1.85	.65
1/4" ID	6.4mm ID	PMC1704	PMCD1704	.79	1.85	.65

#### Female Thread

THREAD SIZE	STRAIGHT THRU	SHUTOFF	B	C
10-32 UNF	PMC191032	PMCD191032	.79	1.25

All measurements are in inches unless otherwise noted. Tubing must meet stated inside and outside diameters. For details of product dimension codes see page 60. Straight thru dimension is listed first when two measurements are provided.

†NOTE: Colder's Ferruleless Polytube Fitting terminations do not require ferrules to achieve a secure connection, which makes them easier to use and reuse. PTF fittings are designed for semi-rigid tubing, i.e., polyethylene, nylon, polyurethane, etc.



Call toll free 1-800-444-2474 or visit us at [www.colder.com](http://www.colder.com)

Copyright © 2005 by Colder Products Company. All rights reserved. Colder Products Company, Colder Products and CPC are registered trademarks with the US Patent & Trademark Office.

# PMC Series Specifications

**Pressure:** Vacuum to 120 psi, 8.3 bar

**Temperature:** -40° F to 180° F continuous  
-40° C to 82° C continuous

**Materials:**

**Main components and valves:** Acetal

**Thumb latch:** Stainless steel

**Valve spring:** 316 stainless steel

**External springs and pin:** Stainless steel

**O-rings:** Buna-N

**Color:** Natural white, others available

**Tubing Range:** 1/16" to 1/4"  
1.6mm to 6.4mm

**NOTE:** For 1/16" ID tubing, maximum tube OD is .150".



Merlin inkjet printers use elbow inserts to make tube routing easier.

## Coupling Inserts

### Acetal

#### Pipe Thread

THREAD SIZE	STRAIGHT THRU	SHUTOFF	C	D	H
1/8" NPT	PMC2402	PMCD2402	1.03/1.45	.40	1/2
1/8" BSPT	PMC2402BSPT	PMCD2402BSPT	1.03/1.44	.40	1/2
1/4" NPT	PMC2404	PMCD2404	1.13/1.42	.50	9/16
1/4" BSPT	PMC2404BSPT	PMCD2404BSPT	1.13/1.42	.50	9/16

#### Panel Mount Ferruleless Polytube Fitting, PTF†

TUBING SIZE	METRIC EQ.	STRAIGHT THRU	SHUTOFF	C	D	F	G	H	I	J	Q
1/4" OD .17 ID	6.4mm OD 4.3mm ID	PMC4004	PMCD4004	1.70/1.82	.52	1/2-24UNS	.46	5/8	5/8	7/16	.62/.74

#### Hose Barb

TUBING SIZE	METRIC EQ.	STRAIGHT THRU	SHUTOFF	C	D	F	G	H	I	Q
1/16" ID	1.6mm ID	PMC4201	PMCD4201	1.38/1.50	.20	1/2-24 UNS	.46	5/8	5/8	.62/.74
1/8" ID	3.2mm ID	PMC4202	PMCD4202	1.63/1.75	.45	1/2-24 UNS	.46	5/8	5/8	.62/.74
3/16" ID	4.8mm ID	PMC4203	PMCD4203	1.83/1.95	.65	1/2-24 UNS	.46	5/8	5/8	.62/.74
1/4" ID	6.4mm ID	PMC4204	PMCD4204	1.83/1.95	.65	1/2-24 UNS	.46	5/8	5/8	.62/.74

#### In-Line

#### Ferruleless Polytube Fitting, PTF†

TUBING SIZE	METRIC EQ.	STRAIGHT THRU	SHUTOFF	C	D	H	J
5/32" OD .10" ID	4.0mm OD 2.5mm ID	PMC20M42	PMCD20M42	1.08/1.60	.45	1/2	3/8
1/4" OD .17" ID	6.4mm OD 4.3mm ID	PMC2004	PMCD2004	1.13/1.65	.50	1/2	3/8
3/8" OD .25" ID	9.5mm OD 6.4mm ID	PMC2006	PMCD2006	1.15/1.57	.52	1/2	7/16
				1.40/1.52	.65	1/2	9/16

#### Hose Barb

TUBING SIZE	METRIC EQ.	STRAIGHT THRU	SHUTOFF	B	C	D	H
1/16" ID	1.6mm ID	PMC2201	PMCD2201	.50	.80/1.47	.20	1/2
1/8" ID	3.2mm ID	PMC2202	PMCD2202	.50	1.05/1.67	.45	1/2
3/16" ID	4.8mm ID	PMC2203	PMCD2203	.50	1.20/1.88	.65	1/2
1/4" ID	6.4mm ID	PMC2204	PMCD2204	.50	1.22/1.70	.65	1/2

#### Female Thread

THREAD SIZE	STRAIGHT THRU	SHUTOFF	C	H
10-32 UNF	PMC281032	PMCD281032	.63/1.31	1/2

#### Elbow

#### Ferruleless Polytube Fitting, PTF†


TUBING SIZE	METRIC EQ.	STRAIGHT THRU	SHUTOFF	B	C	D	R
5/32" OD .10" ID	4.0mm OD 2.5mm ID	PMC21025		.50	1.17	.50	.75
1/4" OD .17" ID	6.4mm OD 4.3mm ID	PMC2104	PMCD2104	.50	1.17/1.21	.52	.77


#### Hose Barb

TUBING SIZE	METRIC EQ.	STRAIGHT THRU	SHUTOFF	B	C	D	R
1/8" ID	3.2mm ID	PMC2302	PMCD2302	.50	.85/1.21	.45	.75/.69
1/4" ID	6.4mm ID	PMC2304	PMCD2304	.50	1.00/1.21	.65	.95/.90

All measurements are in inches unless otherwise noted. Tubing must meet stated inside and outside diameters. Couplings are pictured with valves unless otherwise noted. For details of product dimension codes see page 60. Straight thru dimension is listed first when two measurements are provided.

†NOTE: Colder's Ferruleless Polytube Fitting terminations do not require ferrules to achieve a secure connection, which makes them easier to use and reuse. PTF fittings are designed for semi-rigid tubing, i.e., polyethylene, nylon, polyurethane, etc.



Call toll free 1-800-444-2474 or visit us at [www.colder.com](http://www.colder.com) 

Copyright © 2005 by Colder Products Company. All rights reserved. Colder Products Company, Colder Products and CPC are registered trademarks with the US Patent & Trademark Office.